

Materiali: il nostro vero fiore all'occhiello

Vetro e legno sono i protagonisti di un design in continua evoluzione per soddisfare le esigenze del vivere quotidiano. Un'accurata selezione di materie prime, trasformate in elementi di stile con tecniche di lavorazione all'avanguardia, consente la realizzazione di porte e pareti scorrevoli personalizzabili in ogni dettaglio.

MATERIALS: OUR FEATHER IN THE CAP

Glass and wood are the protagonists of a design that is constantly evolving to meet the needs of contemporary living. A careful selection of premium materials transformed into stylish elements with state-of-the-art processing techniques enables the creation of doors and sliding partitions that can be tailored in every detail.



Tre collezioni, infinite possibilità

Tre stili differenti, pensati per adattarsi ad ogni situazione con la massima flessibilità. Le nostre collezioni sono state concepite in modo da essere declinabili in tutte le tipologie di apertura e perfettamente integrabili all'interno del vostro ambiente, rispettando sempre l'identità del contesto stilistico.

THREE COLLECTIONS, ENDLESS POSSIBILITIES Three distinct styles conceived to adapt to any situation with the utmost flexibility. Our collections are designed to be applied to all types of openings and to be flawlessly integrated within your environment, pairing perfectly with every style.

 **SOLO SU MISURA**
TAILOR-MADE ONLY

Height 259,8
Base 95,3

2
A3
BASEMENT ELECT PLAN
SCALE 1:100



Factory

Stile industriale,
design minimale

Industrial style,
minimal design



TuttoVetro

Vetro allo
stato puro

Glass at its
purest



Flat

Classico, moderno,
contemporaneo

Classic, modern,
contemporary

TuttoVetro

Sistemi in vetro stratificato di sicurezza a filo lucido. L'estetica senza tempo del vetro in tutta la sua purezza.

Laminated glass systems with polished edges. The timeless aesthetics of glass in all its purity.

Modelli | Models



TeknoUno



TeknoDue



TeknoTre



Light



Space



Silver V1/V2



Silver V3



Silver V4



Maniglie minimali ad
anello in acciaio
inossidabile satinato.

Essential ring handles
in satin-finished
stainless steel.



TUTTOVETRO | LIGHT
Scorrevole esterno vano, vetro stratificato
TRASPARENTE FUMÉ
Wall mounted sliding doors,
TRASPARENTE FUMÉ laminated glass



TUTTOVETRO | SPACE

Scorrevole per controsoffitto
con elementi tecnici invisibili,
vetro stratificato BLUES GRIGIO
ARDESIA, decoro GRAPHICS in
"VETRO LIQUIDO"

Sliding door for false ceiling with
concealed technical elements,
BLUES GRIGIO ARDESIA
laminated glass, GRAPHICS
"VETRO LIQUIDO" decoration

Tekno Uno & Tekno Due

Porte scorrevoli in vetro con elementi tecnici in acciaio a vista.

Sliding glass doors with visible steel technical elements.



TUTTOVETRO | TEKNO UNO

Scorrevole esterno vano con elementi tecnici in acciaio inox satinato, vetro tessuto stratificato FLOU GRIGIO

Wall mounted sliding system with brushed stainless steel technical elements, FLOU GRIGIO fabric laminated glass

> TUTTOVETRO | TEKNO DUE

Scorrevole esterno vano con elementi tecnici in acciaio inox satinato, vetro stratificato ACIDATO, decoro CADRE in "VETRO LIQUIDO"


Wall mounted sliding system with brushed stainless steel technical elements, ACIDATO laminated glass, CADRE "VETRO LIQUIDO" decoration



Tekno Tre

Porte scorrevoli in vetro con elementi tecnici in alluminio a vista.

Sliding glass doors with visible aluminum technical elements.



TUTTOVETRO | TEKNO TRE

Scorrevole esterno vano con elementi tecnici in alluminio, vetro stratificato con texture acidata
GALLES TRASPARENTE FUMÉ

Wall mounted sliding system with aluminum technical elements, laminated glass with etched texture
GALLES TRASPARENTE FUMÉ

TUTTOVETRO | TEKNO TRE

Scorrevole esterno vano con elementi tecnici in alluminio, vetro stratificato ACIDATO

Wall mounted sliding system with aluminum technical elements, ACIDATO laminated glass



Space

Porte e pareti scorrevoli per controsoffitto senza elementi tecnici a vista.

Sliding doors and panels for false ceiling with invisible technical elements.



TUTTOVETRO | SPACE
Scorrevole per controsoffitto con
elementi tecnici invisibili, vetro stratificato
TRASPARENTE BRONZO

Sliding system for false ceiling featuring
concealed technical elements,
TRASPARENTE BRONZO laminated glass



TUTTOVETRO | SLIVER V1/MF

Porte a battente con serratura, vetro stratificato ACIDATO, decoro SHANGHAI in "VETRO LIQUIDO"

Swing doors with lock, ACIDATO laminated glass, SHANGHAI "VETRO LIQUIDO" decoration



TUTTOVETRO | SLIVER V4/MF

Porta a bilico, vetro stratificato con texture acidata MACRAMÉ TRASPARENTE BRONZO

Pivot door, laminated glass with etched texture MACRAMÉ TRASPARENTE BRONZO



< TUTTOVETRO | SPACE

Scorrevole per controsoffitto
con elementi tecnici
invisibili, vetro stratificato
TRASPARENTE BRONZO
decoro sabbiato STELE

Sliding system for false ceilings
featuring concealed technical
elements, TRASPARENTE
BRONZO laminated glass,
STELE sandblasted decoration

TUTTOVETRO | LIGHT

Porta a scomparsa, vetro
stratificato TRASPARENTE
EXTRACHIARO, decoro
sabbiato MATRIX

Pocket sliding door,
TRASPARENTE EXTRACHIARO
laminated glass, MATRIX
sandblasted decoration





TUTTOVETRO | LIGHT

Ante scorrevoli con
mantovana, vetro
stratificato TRASPARENTE
EXTRACHIARO, decoro
sabbato MELODIA

Sliding doors with
pelmet, TRASPARENTE
EXTRACHIARO laminated
glass, MELODIA
sandblasted decoration



TUTTOVETRO | SPACE

Scorrevole per controsoffitto, vetro stratificato SUPERSLIVER FUMÉ

Sliding system for false ceiling, SUPERSLIVER FUMÉ laminated glass

< TUTTOVETRO | LIGHT

Porta a scomparsa, vetro stratificato ACIDATO, decoro SHANGHAI in "VETRO LIQUIDO"

Pocket sliding door, ACIDATO laminated glass, SHANGHAI "VETRO LIQUIDO" decoration



TUTTOVETRO | SPACE

Scorrevole per controsoffitto, vetro stratificato SUPERSILVER CHIARO

Sliding system for false ceiling, SUPERSILVER CHIARO laminated glass



TuttoVetro



TeknoUno

TeknoDue

TeknoTre

Light



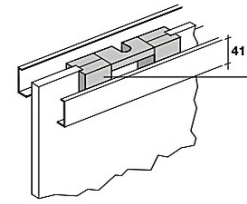
Space

Silver V1/V2

Silver V3

Silver V4

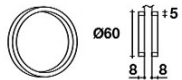
Scorrevole | Sliding Light



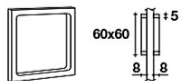
Carter di copertura pinze in alluminio
Aluminium carter to cover clamps

Vetro stratificato
spessore mm 10÷11
10±11 mm laminated glass

MANIGLIE IN DOTAZIONE INCLUDED HANDLES

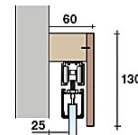


AT/60
Maniglia tonda doppia ad anello - Ø mm 60
Ring-shaped double round handle - Ø 60 mm

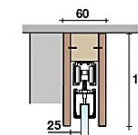


AQ/6060
Maniglia quadrata doppia ad anello - mm 60x60
Ring-shaped double square handle - 60x60 mm

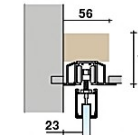
SCORREVOLI ESTERNO VANO A 1 VIA | EXTERNAL 1 WAY SLIDING DOORS



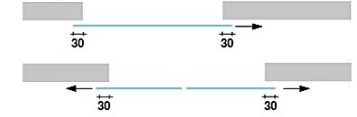
A parete
Wall fixing



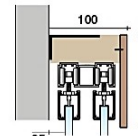
A soffitto
Ceiling fixing



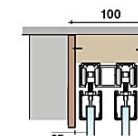
Per controsoffitto
For false ceiling



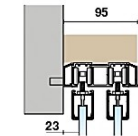
SCORREVOLI ESTERNO VANO A 2 VIE | EXTERNAL 2 WAYS SLIDING DOORS



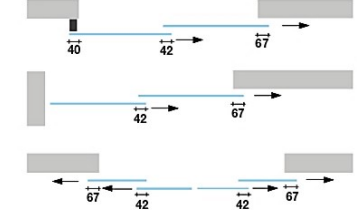
A parete
Wall fixing



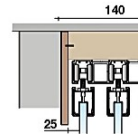
A soffitto
Ceiling fixing



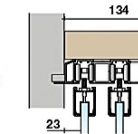
Per controsoffitto
For false ceiling



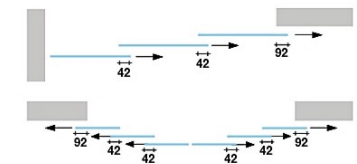
SCORREVOLI ESTERNO VANO A 3 VIE | EXTERNAL 3 WAYS SLIDING DOORS



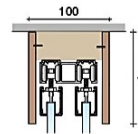
A soffitto
Ceiling fixing



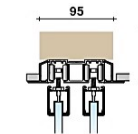
Per controsoffitto
For false ceiling



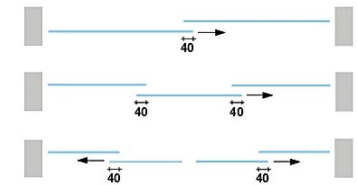
SCORREVOLI INTERNO VANO A 2 VIE | INTERNAL 2 WAYS SLIDING DOORS



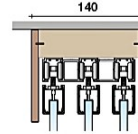
A soffitto
Ceiling fixing



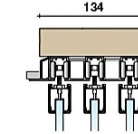
Per controsoffitto
For false ceiling



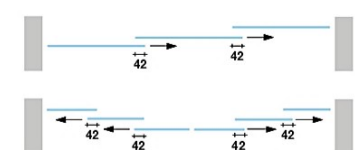
SCORREVOLI INTERNO VANO A 3 VIE | INTERNAL 3 WAYS SLIDING DOORS



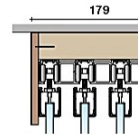
A soffitto
Ceiling fixing



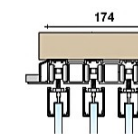
Per controsoffitto
For false ceiling



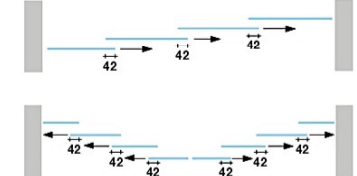
SCORREVOLI INTERNO VANO A 4 VIE | INTERNAL 4 WAYS SLIDING DOORS



A soffitto
Ceiling fixing



Per controsoffitto
For false ceiling



Scorrevole | Sliding Space

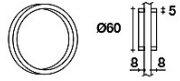


Anta scorrevole
Sliding panel

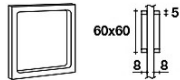


Anta fissa
Fix panel

MANIGLIE IN DOTAZIONE INCLUDED HANDLES



AT/60
Maniglia tonda doppia ad anello - Ø mm 60
Ring-shaped double round handle - Ø 60 mm



AQ/6060
Maniglia quadrata doppia ad anello - mm 60x60
Ring-shaped double square handle - 60x60 mm

Scorrevole | Sliding Tekno



TeknoUno

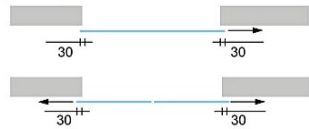
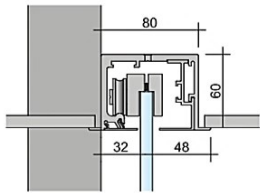


TeknoDue

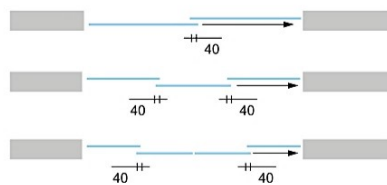
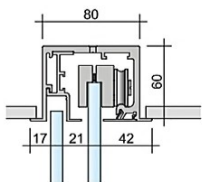


TeknoTre

PORTE SCORREVOLI - SCORRIMENTO ESTERNO VANO | SLIDING DOORS - EXTERNAL



PORTE SCORREVOLI - SCORRIMENTO INTERNO VANO | SLIDING DOORS - INTERNAL



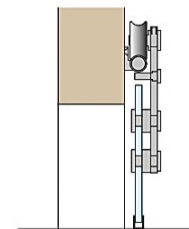
TEKNO UNO | PORTE SCORREVOLI | SLIDING DOORS



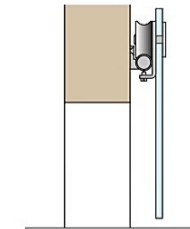
TEKNO DUE - TEKNO TRE | PORTE SCORREVOLI | SLIDING DOORS



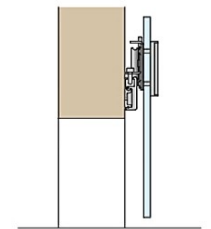
TEKNO UNO



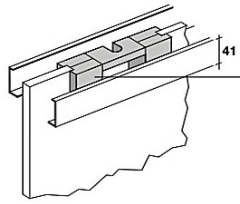
TEKNO DUE



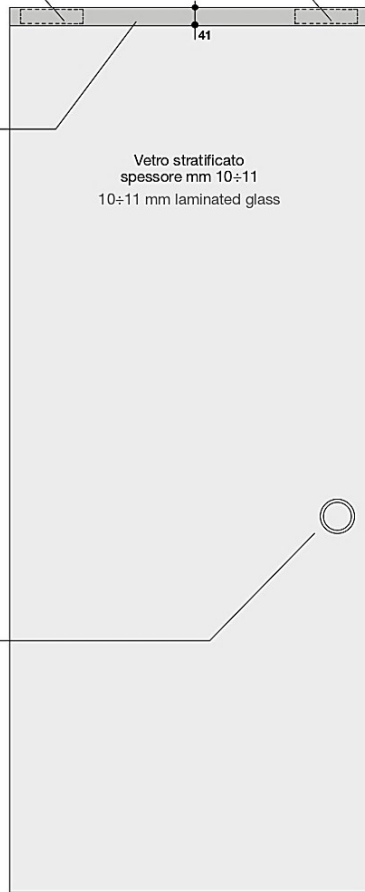
TEKNO TRE



Scomparsa | Pocket sliding Light



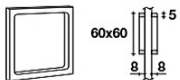
Carter di copertura pinze in alluminio
Aluminium carter to cover clamps



MANIGLIE IN DOTAZIONE INCLUDED HANDLES

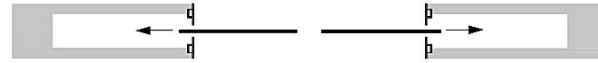
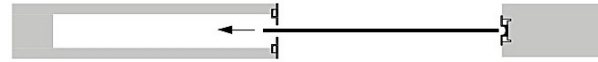


AT/60
Maniglia tonda doppia ad anello - Ø mm 60
Ring-shaped double round handle - Ø 60 mm

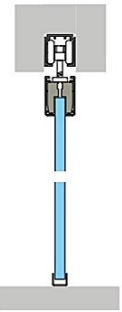


AQ/6060
Maniglia quadrata doppia ad anello - mm 60x60
Ring-shaped double square handle - 60x60 mm

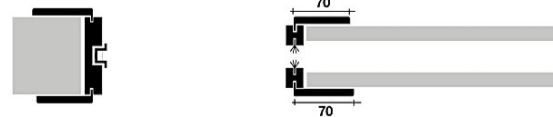
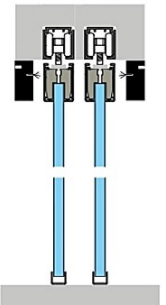
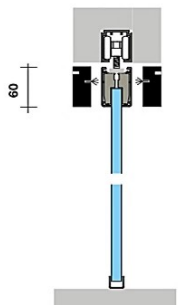
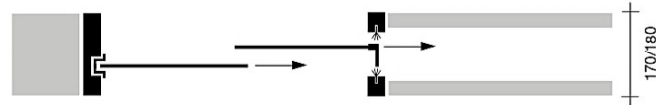
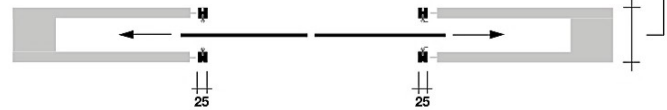
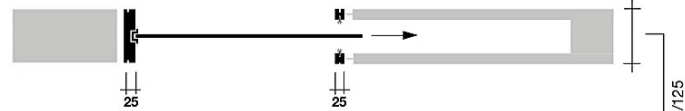
PER CASSONETTI A MURO FINITO | FOR FINISHED WALL METAL BOXES



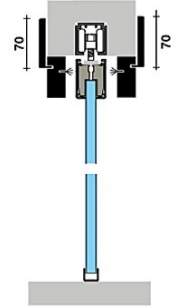
Profili compensatori solo per Scrigno ed Eclisse.
Per altre tipologie di cassonetti, contattare il nostro ufficio tecnico.
Compensating profiles for Scrigno and Eclisse metal boxes only.
For any other type of metal box, please get in touch with the support.



PER CASSONETTI CON KIT STIPITE | FOR METAL BOXES WITH JAMB

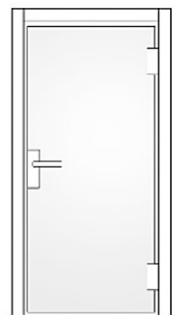


Coprifili telescopici davanti e dietro (escursione max mm 10)
Front and back telescopic trims (max travel range 10 mm)



SLIVER V1

Porta a battente con serratura (con stipite). Luce netta max mm 900x2400
Swing door with lock (with Jamb). Clear light opening 900x2400 mm



V1
Cerniera
Hinge



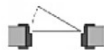
CAT
Catenaccio per porta doppia
Small latch for double swing doors



FRP
Fermaporta
Door stop



MP 2013 Z
Di serie
Standard



SLIVER V1/MF

Porta a battente con serratura (per muro finito). Luce netta max mm 900x2400
Swing door with lock (for finished walls). Clear light opening 900x2400 mm



V1
Cerniera
Hinge



PB/V1/MF
Contro piastra a muro per porta senza stipite
Small latch for double swing doors



CAT
Catenaccio per porta doppia
Wall-encased backplate for jambless doors



FRP
Fermaporta
Door stop



MP 2013 Z
Di serie
Standard



SLIVER V3

Porta "a ventola" (con stipite). Luce netta max mm 900x2400
Double-acting door (with Jamb). Clear light opening 900x2400 mm



C/V3
Cerniera con ritorno automatico (+90°/0°/-90°)
Automatic returning hinge (+90°/0°/-90°)



FRP
Fermaporta
Door stop



D/2535
Pomolo (di serie)
Knob (standard)



SLIVER V3/MF

Porta "a ventola" (per muro finito). Luce netta max mm 900x2400
Double-acting door (for finished walls). Clear light opening 900x2400 mm



C/V3
Cerniera con ritorno automatico (+90°/0°/-90°)
Automatic returning hinge (+90°/0°/-90°)



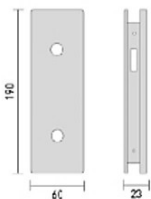
FRP
Fermaporta
Door stop



D/2535
Pomolo (di serie)
Knob (standard)



SERRATURE MAGNETICHE IN DOTAZIONE | INCLUDED MAGNETIC LOCKS



SF
Serratura magnetica senza foro chiave
Magnetic lock without keyhole



SC
Serratura magnetica con chiave
Magnetic lock with key



SN
Serratura magnetica per nottolino libero/occupato
Magnetic lock to be used for a "free/engaged" door latch



SY
Serratura magnetica tipo "Yale"
"Yale" like magnetic lock

SLIVER V2

Porta a battente con scrocco (con stipite). Luce netta max mm 900x2400
Swing door with latched lock (with Jamb). Clear light opening 900x2400 mm



C/V1
Cerniera
Hinge



RS/SCR
Riscontro per scrocco
Latching mechanism



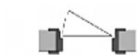
SCR
Scrocco Ø 23 mm
Ø 23 mm latched lock



FRP
Fermaporta
Door stop



D/2535
Pomolo (di serie)
Knob (standard)



SLIVER V2/MF

Porta a battente con scrocco (per muro finito). Luce netta max mm 900x2400
Swing door with latched lock (for finished walls). Clear light opening 900x2400 mm



C/V1
Cerniera
Hinge



PB/V1/MF
Contro piastra a muro per porta senza stipite
Wall-encased backplate for jambless doors



RS/SCR
Riscontro per scrocco
Latching mechanism



FRP
Fermaporta
Door stop



D/2535
Pomolo (di serie)
Knob (standard)



SLIVER V4

Porta "a ventola" con cerniera a bilico (con stipite). Luce netta max mm 900x2100
Double-acting door with pivot hinges (with jamb). Clear light opening 900x2100 mm



C/V4
Cerniera a scatto e a bilico (+90°/0°/-90°)
Snap closing and pivot hinge (+90°/0°/-90°)



FRP
Fermaporta
Door stop



D/2535
Pomolo (di serie)
Knob (standard)



SLIVER V4/MF

Porta "a ventola" con cerniera a bilico (per muro finito). Luce netta max mm 900x2100
Double-acting door with pivot hinges (for finished walls). Clear light opening 900x2100 mm



C/V4
Cerniera a scatto e a bilico (+90°/0°/-90°)
Snap closing and pivot hinge (+90°/0°/-90°)



FRP
Fermaporta
Door stop



D/2535
Pomolo (di serie)
Knob (standard)



Vetri stratificati | Laminated glass

VETRI BASE | BASE GLASS

Vetri TRASPARENTE, OPALINO: le due superfici sono lucide.
Vetri ACIDATI: il lato principale del vetro è quello satinato.
mm 10÷11

TRASPARENTE, OPALINO glass: both surfaces are polished.
ACIDATI glass: the main side of the glass is the etched one.
10÷11 mm



VETRI COLORATI | COLOURED GLASS

BLUES

Vetro acidato satinato. Il lato principale è quello satinato. mm 10÷11
Frosted glass. The main side of the glass is the etched one. 10÷11 mm



SATINATI COPRENTI OPAQUE FROSTED GLASS VELLUTO

Vetro coprente. Entrambe le superfici sono satinata,
colorazione interna. mm 10÷11

Opaque glass. Both surfaces are etched,
inner coloring. 10÷11 mm



SONG - RAL

Vetro coprente. Le due superfici sono lucide, colorazione interna. mm 10÷11
Opaque glass. Both surfaces are polished, inner coloring. 10÷11 mm



VETRI SEMI-RIFLETTENTI | SEMI-REFLECTIVE GLASS

SUPERSILVER TRASPARENTE

Il lato principale del vetro è quello semi-riflettente. mm 10÷11
The main side of the glass is the semi-reflective one. 10÷11 mm



SUPERSILVER SATINATO

Il lato principale del vetro è quello semi-riflettente. mm 10÷11
The main side of the glass is the semi-reflective one. The back side is etched. 10÷11 mm



SPECCHI | MIRRORS

SPECCHI BIFACCIALI

Specchio su entrambi i lati. mm 10÷11
Two-sided mirror. 10÷11 mm



SOFTMIRROR

Vetro coprente argentato satinato bifacciale. Le due superfici sono satinata. mm 10÷11
Opaque two-sided frosted silvered glass. Both surfaces are 10÷11 mm etched



MIRRORSONG

Le due superfici sono lucide, una colorata ed una a specchio. Colorazione interna mm. 10÷11
Both surfaces are polished, one is colored and the other is mirrored. Inner coloring. 10÷11 mm



EXTRAMIRROR

Specchi bifacciali. Solo per decori acidati texture GALLES e MACRAMÉ. mm 10÷11
Two-sided mirrors. For GALLES and MACRAMÉ etched textures only. 10÷11 mm



VETRI TESSUTO | FABRIC GLASS

FLOU

Le due superfici sono lucide, tessuto all'interno mm. 10÷11
Both surfaces are polished, with fabric between them. 10÷11 mm



FOLK

Le due superfici sono lucide, tessuto all'interno mm. 10÷11
Both surfaces are polished, with fabric between them. 10÷11 mm



Finiture | Finishings

SERIE TINTATI PORO CHIUSO | CLOSED PORE SERIES


FINITURA AD ALTA OPACITÀ HIGH-OPACITY FINISHING



NATURALE NOCE ANTICO NOCE SCURO

SERIE TINTATI PORO APERTO | OPEN PORE SERIES


FINITURA AD ALTA OPACITÀ HIGH-OPACITY FINISHING



NATURALE NOCE ANTICO NOCE SCURO

SERIE TINTATI ROVERE | OAK SERIES

FINITURA AD ALTA OPACITÀ HIGH-OPACITY FINISHING



NATURALE NOCE ANTICO NOCE SCURO

SERIE LACCATI | LAQUERED SERIES

SOLO PORO CHIUSO

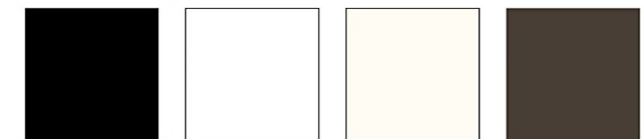
FINITURA AD ALTA OPACITÀ
Laccature disponibili anche RAL & NCS.
CLOSED PORE ONLY
HIGH-OPACITY FINISHING
RAL & NCS laquering available.



BIANCO PANNA SABBIA ARGILLA

SERIE TOTAL | TOTAL SERIES

Finiture opache caratterizzate da una texture gofrata che ne esalta il tatto e conferisce proprietà antigraffio e antimpronta al legno.
Durable matte finishes characterized by a pleasant texture to the touch, along with anti-scratch and anti-fingerprint properties.



TOTAL BLACK TOTAL WHITE TOTAL WHITE 9010 TOTAL BROWN

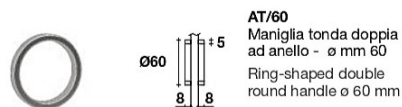
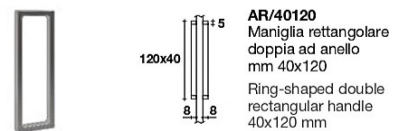
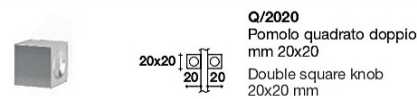
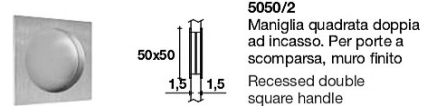
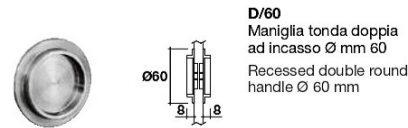
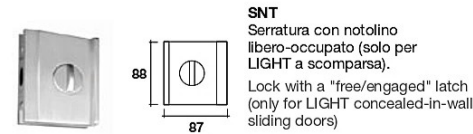
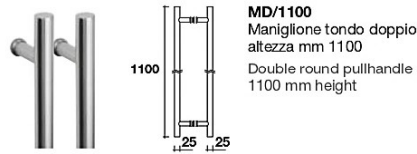
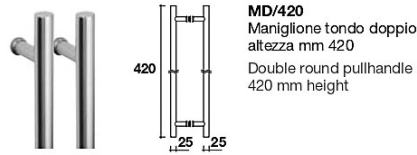
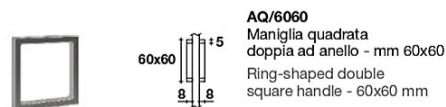
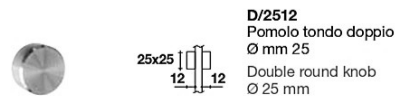
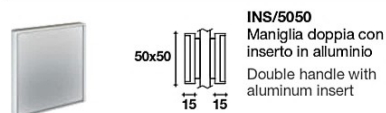
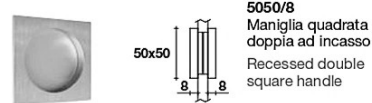
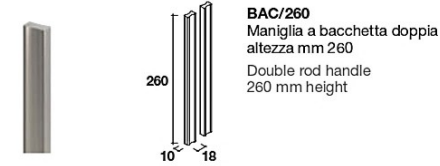
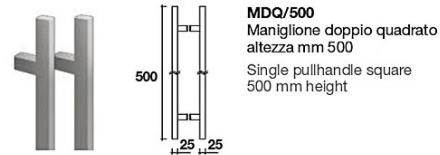
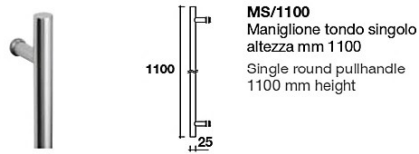
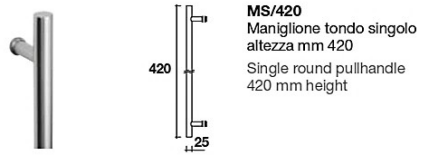
SERIE METALLIZZATI | METALLIZZATI SERIES

Finiture brillanti che richiamano il colore e l'aspetto di metalli pregiati.
Bright finishes that mimic the color and appearance of precious metals.


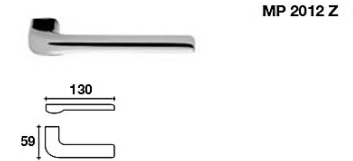

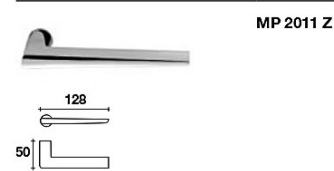



BRONZO RAME ALLUMINIO TITANIO

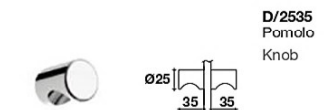
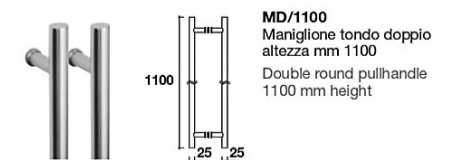
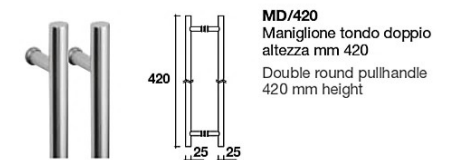
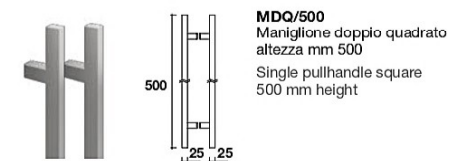
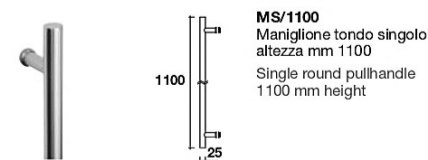
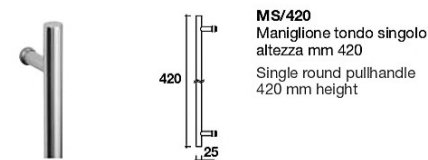
MANIGLIE PER SCORREVOLI/SCOMPARSA (LIGHT, SPACE, TEKNO) SLIDING/POCKET HANDLES (LIGHT, SPACE, TEKNO)



MANIGLIE PER SILVER V1/V1MF SILVER V1/V1MF HANDLES



MANIGLIE PER SILVER V2/V2MF, V3/V3MF, V4/V4MF SILVER V2/V2MF, V3/V3MF, V4/V4MF HANDLES




Decorati sabbiati | Sandblasted decorations

DECORI REALIZZATI IN VERSIONE POSITIVA E NEGATIVA


Per i vetri acidati e Blues il decoro viene realizzato sul lato satinato. Per i vetri Supersilver il decoro viene realizzato sul lato semiriflettente.

DECORATIONS MADE IN BOTH POSITIVE AND NEGATIVE VERSION

For acidato and Blues glass, the decoration is made on the frosted side. For Supersilver glass, the decoration is made on the semi-reflective side.




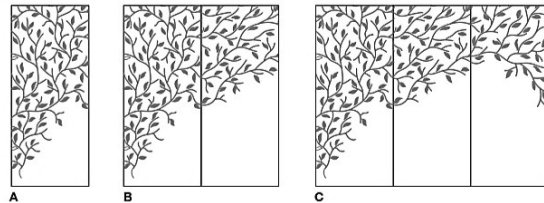
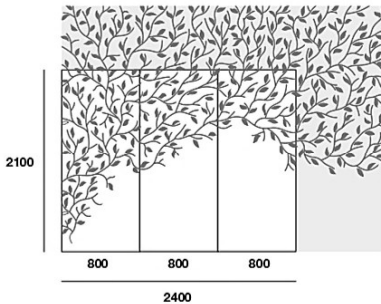
RIGHE 1030 OR RIGHE 1070 OR RIGHE 10150 OR RIGHE 1030 VER RIGHE 1070 VER RIGHE 10150 VER



OLIVE DECORO MULTIANTE
OLIVE MULTIPANEL DECORATION

Esempio: porzione del disegno originario (3600x2900h) utilizzato per tre ante scorrevoli da mm 800 x 2100h ciascuna

Example: part of the original artwork (3600x2900h) used for three sliding panels (800 mm w x 2100 mm h each)



Altri esempi del decoro su ante da mm 800 x 2100 ciascuna

Other examples on panels 800 mm w x 2100 mm h each


Decorati sabbiati | Sandblasted decorations

DECORI REALIZZATI IN VERSIONE POSITIVA E NEGATIVA

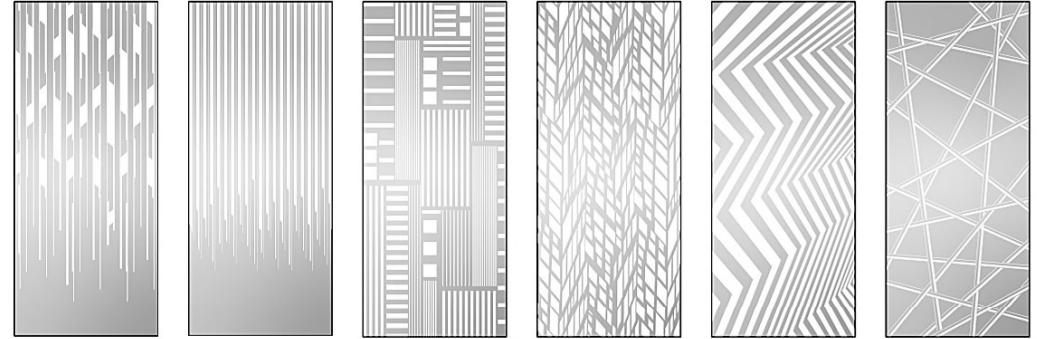
Per i vetri acidati e Blues il decoro viene realizzato sul lato satinato. Per i vetri Supersilver il decoro viene realizzato sul lato semiriflettente.

DECORATIONS MADE IN BOTH POSITIVE AND NEGATIVE VERSION

For acidato and Blues glass, the decoration is made on the frosted side. For Supersilver glass, the decoration is made on the semi-reflective side.



MAGISTRA MATRIX GRAFFO HERTZ KIMIA SEGMENTI



QUARZO STELE CHECK SPIGA ZIGZAG IPE

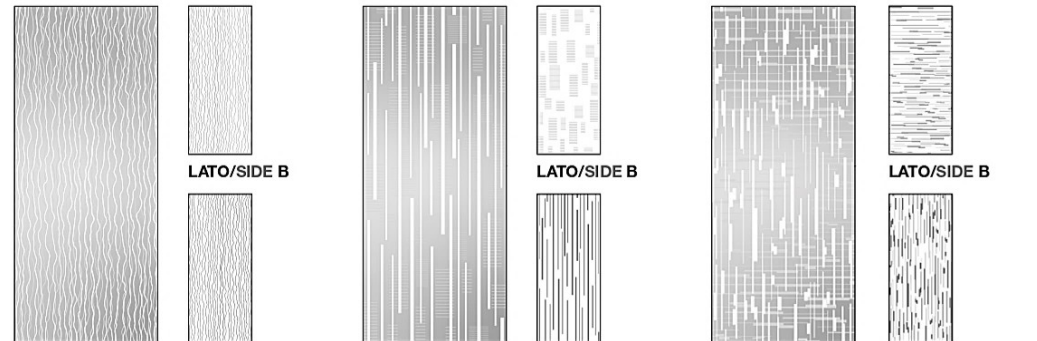
Bivision | Bivision

DECORI SABBATI SUI DUE LATI

Per vetri acidati e trasparenti

SANDBLASTED DECORATIONS ON BOTH SIDES


For etched and transparent glass



MELODIA A+B LATO/SIDE A LATO/SIDE B PENTA A+B LATO/SIDE A LATO/SIDE B ARMONIA A+B LATO/SIDE A LATO/SIDE B

Vetri con Texture acidate | Etched Texture glass


Realizzati su:
Implemented on:
TRASPARENTE EXTRACHIARO
TRASPARENTE BRONZO
TRASPARENTE FUMÉ



Dimensioni reali del decoro
Actual decoration size

GALLES
Decoro su entrambi i lati
Decoration on both sides

MACRAMÈ
Lato posteriore senza decoro
Back side featuring no decoration



Galles
TRASPARENTE
EXTRACHIARO

Galles
TRASPARENTE
BRONZO


Galles
TRASPARENTE
FUMÉ

Macramè
TRASPARENTE
EXTRACHIARO

Macramè
TRASPARENTE
BRONZO

Macramè
TRASPARENTE
FUMÉ


Realizzati su:
Implemented on:
EXTRAMIRROR EXTRACHIARO
EXTRAMIRROR BRONZO
EXTRAMIRROR FUMÉ



Dimensioni reali del decoro
Actual decoration size

GALLES
Lato posteriore senza decoro
Back side featuring no decoration

MACRAMÈ
Lato posteriore senza decoro
Back side featuring no decoration



Galles
EXTRAMIRROR
EXTRACHIARO

Galles
EXTRAMIRROR
BRONZO

Galles
EXTRAMIRROR
FUMÉ

Macramè
EXTRAMIRROR
EXTRACHIARO

Macramè
EXTRAMIRROR
BRONZO

Macramè
EXTRAMIRROR
FUMÉ


Decorì “vetro liquido” | “Vetro liquido” decorations

DECORI IN “VETRO LIQUIDO” TRASPARENTE E BLACK.


Realizzabili sul lato principale di tutti i vetri. ESCLUSO VETRI TESSUTO. Anta larghezza max: 1200 mm

“VETRO LIQUIDO” TRANSPARENT AND BLACK DECORATIONS.


To be implemented on the main side of all glass. EXCEPT FOR FABRIC GLASS. Max panel width: 1200 mm



LA-VI LA-ELLE LA-CURVA LA-CÌ IL-NIDO IL-TRATTO



GRAPHICS CADRE SHANGHAI TROTTOLE CANNETO CANNETO CENTRALE



TIMOTHY TIMOTHY CENTRALE